

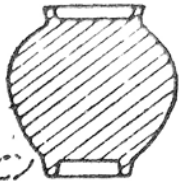

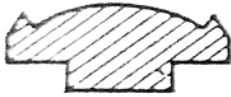
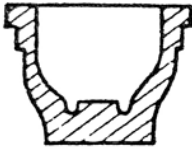
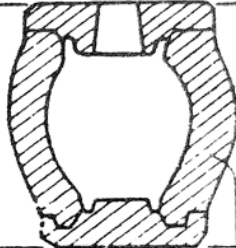
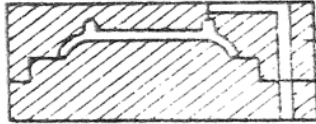
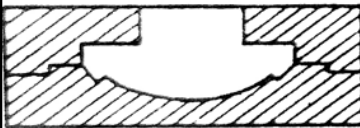


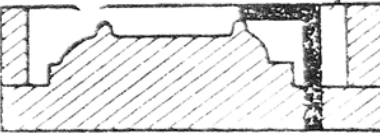

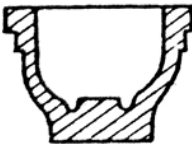
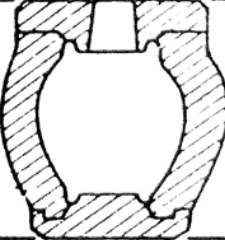
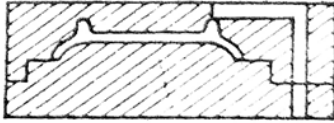


陶磁器型の種類

	外コテ	内コテ	一重	二重
原形	 <p>皿類</p>	 <p>カップ</p>	 <p>土ビン</p>	 <p>ズ円皿</p>
元型				
ケース型				
使用型				

原型師：経験とセンス、焼き物と石膏の両方の特性を熟知、型屋：石膏を熟知